

CONCLUSION HCG DIP STRIP

BIO LAB
DIAGNOSTICS
ISO 9001:2008
ISO 13485:2003

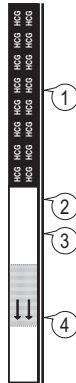
Please read carefully before performing the test.

ABOUT THIS TEST

CONCLUSION is the test that detect a hormone named human chorionic gonadotropin (hCG) generally found in the urine samples of pregnant female just a few days after the conception of the male sperm cell with fertile ovum. The traceability limit of **CONCLUSION** test is much lower and, therefore, it is possible to give a positive result at a very early date of pregnancy.

CONTENTS OF TEST

- ① Absorbent pad (handle to hold)
 - ② Immobilized anti-IgG Control line
 - ③ Immobilized anti-hCG Test line
 - ④ Sample dipping level mark
1. Test strip with antisera and chromogen.
 2. Silica bag (drying agent not for test usage)



INTRODUCTION TO TEST STRIP

Do not open the Test strip pack until you are ready to start the test.



Control Signal : A line will appear if the test is correctly performed.
Absence of this line indicates error in performance of test

Test Signal : A line will appear if the test is POSITIVE (pregnant).
Absence of this line indicates no detectable hCG in the sample

Sample Pad : This is the end marked with dipping level as a line and arrow.
Strip should not be dipped beyond this mark

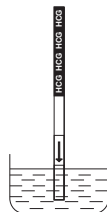
SAMPLE COLLECTION

Collect FRESH URINE sample in clean, detergent free cup. It is needless to collect a morning sample as any time sample can be tested.

HOW TO PERFORM THE TEST

Carefully dip the strip in to urine sample exactly up to dipping level indicated with a line and arrow mark on one end of the strip. Hold for a minute and notice a pink line developing on white membrane within 4-6 minutes.

Do not dip beyond the dipping mark.



READING RESULTS

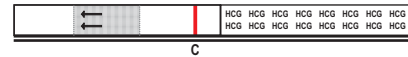
Read test result between 4 to 5 minutes after dipping to the urine sample. To verify a negative result, observe the strip for 10 minutes. **DO NOT** interpret any result after 10 minutes.

POSITIVE RESULT (PREGNANT) Two lines



A positive result means that the pregnancy hormone (hCG) was detected in the urine sample.


NEGATIVE RESULT (NOT PREGNANT) Only one line



The result is negative when **ONLY ONE** line appears in the Control Region and No visible line appears in the Test Region. This result indicates that no pregnancy hormone was detected. If the period has not started in 7 days after test was performed the test should be repeated using another **CONCLUSION** strip. If the result is still negative, it may of other factors causing the delay in menstrual period

INVALID RESULTS

No line



An invalid result is caused most often by improper test procedure or expiration of the test strip. The line that appears in the Control Region is a "performance control" which is a signal to monitor the correct performance of the test. When the Control Region does not show a line, the test result should be considered invalid. It is recommended that you repeat the test with a new **CONCLUSION** (Strip Test) and a fresh urine sample.

STORAGE AND HANDLING

Store in a dry place at temperatures between 4 to 30°C or 40 to 86°F. Do not keep in warm places such as inside a car or near heat generating electronic gadgets. For best results use the test at room temperature (18-30°C or 65-86°F) **DO NOT** use after expiration date marked on the label. **DO NOT** open the Test strip pack until you are ready to perform the test. Keep out of reach of children.

LIMITS OF THE TEST

For in vitro diagnostic use. Not for internal use. Do not reuse the Test strip. The test works only when the instructions are precisely followed. Do not use the Test strip after the expiration date listed on the label. Although **CONCLUSION** is highly accurate in detecting pregnancy, a low incidence of false results can occur (positive result when no pregnancy is present). Check with your doctor if you get unexpected results or inconsistent test results. Certain health conditions such as ovarian cyst or an ectopic pregnancy (a pregnancy out side the uterus) or neoplasm can cause a false or irregular result with this test.

REFERENCES

1. Braunstein GD, Rasor J, Adler D, Danzer H, Wade ME. Serum chorionic gonadotropin levels throughout normal pregnancy. Am J Obstet. Gynecs 76; 126:67-581.
2. Braunstein GD, Vaitukatis J, Cabone PP, Ross GT. Ectopic productin of human chorionic gonadotropin by neoplasms. Ann intern Med. 1973; 78-39-45.
3. Lention EA, Neal LM, Sulaiman R. Plasma concentration of human chorionic gonadotropin from the time of implantation until the second week of pregnancy. Fertill Steril 1982; 37:773-778

BIOLAB DIAGNOSTICS (I) PVT. LTD.

J-245, MIDC, Tarapur, Boisar – 401 501, MS.
E-mail : biolab@vsnl.com / www.biolabdiagnostics.com
Customer Care : (+ 9122) 28088243